

SPECIFICATIONS

Housing:	.080 extruded welded aluminum internally sealed for weather proofing. Closed cell neoprene foam gasket is applied between lens frame and housing.
LED:	100 watts, multi-tap.
Optics:	Type 3 light distrubution.
Arm:	Extruded aluminum.
Pole:	Square Straight Steel. Fabricated from hot rolled carbon steelwith minimum yield strength of 55,000 psi. The anchor base shall be fabricated from hot rolled carbon steel with minimum yield strength of 36,000 psi.
Finish:	Polyester powder fuse coating. (specify color) Zinc rich primer under coat powder fuse coating.

LED ENGINE INFORMATION

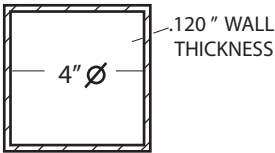
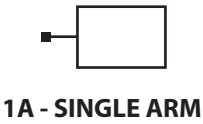
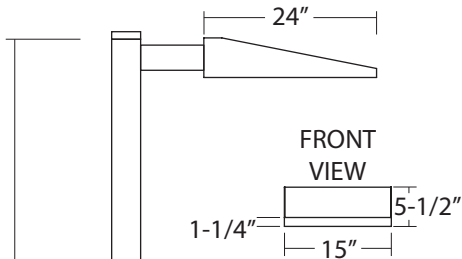
LUMINIOUS FLUX	14178
WATTAGE	100
COLOR TEMPERATURE	2700K
CRI	>77
MILLIAMPS	700
OVERHEATING PROTECTION	YES
OPERATING POSITION	UNIVERSAL
AVERAGE LIFETIME 10% FAILURE	>80,000 HOURS
ENGINE MANUFACTURER	OSRAM
LUMEN MAINTENANCE AT END OF LIFE	70%
INPUT VOLTAGE	120-277
SURGE SUPPRESSION	10kV/10kA

BUG RATING: B2-U0-G3
DARK SKY FRIENDLY

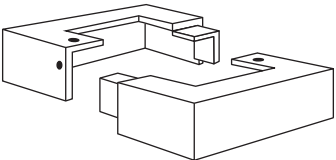


PACIFIC LIGHTING & STANDARDS COMPANY
LYNWOOD, CA
EST. 1984

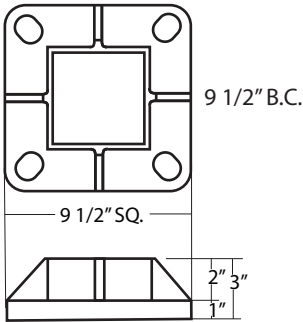
SALES PERSON: JOHN MOORE	DATE: 01/08/24	CATALOG NUMBER: EXSM-100L-MT-7-27-III-1A-SSS-11-416-ZPXX-BC
DRAWN BY: JOSEPH	CHECKED:	PROJECT NAME: BELLE MEAD MH
REVISION:	APPROVED:	CUSTOMER: DAVE MURPHY & ASSOCIATES: RON STADLER
TYPE:	SCALE: NONE	PAGE 1 OF 1



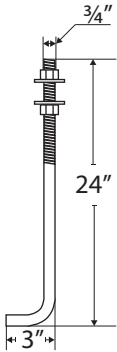
SHAFT CROSS SECTION



TWO PIECE FORMED METAL BASE COVER



BASE PLATE



ANCHOR BOLTS

Anchor bolts are fabricated from hot rolled steel bar with minimum yield strength of 50,000 psi. These are hot dip galvanized in accordance to ASTM-A-153.